



Addressable Gas Detector

I-9602LW

Description

I-9602LW Addressable Gas Detector is suitable to detect liquefied petroleum gas in such areas as houses, hotels and apartments. This detector is available for different application such as LPG, Natural Gas and Coal gas. (Please specify at the time of order).

The detector adopts semiconductor gas sensitive components enabling stable operation and simple installation. It's powered by centralized DC24V that can be connected with GST fire alarm controller by non-polarized two-wire, to form a loop type fire alarm system together with other detectors. It has two alarm levels: level 1 and level 2.

Features and Benefits

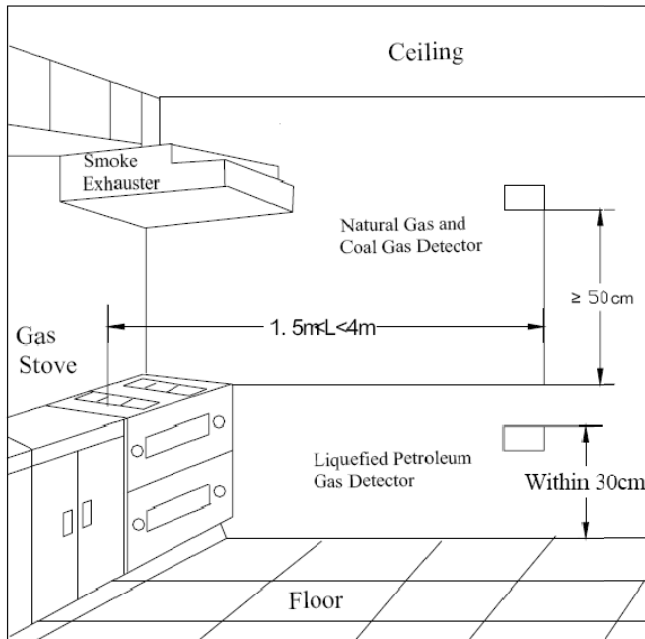
- Build-in microprocessor
- Self-diagnosis function can monitor the inner fault.
- Built-in relay contacts for control Gas Valve/Extract etc.
- Built-in Sounder
- Manual reset and control of relays contact.
- Electronically addressed
- Wall mounting. Easy installation and connection.
- Available in LPG, Coal Gas and natural Gas

Technical Specifications

- Protection rating: IP30
- Operating Voltage: Loop Voltage: 24V
Range Allowed: 16V~27V
Power Bus Voltage: DC24V
Range Allowed: DC16V~DC30V
- Standby Current: 80mA (power bus); 2.7mA (signal bus)
- Alarming Current: 100mA (power bus) ; 5.2mA (signal bus)
- Output Capacity and Control Mode:
A group of one-way DC pulse active contact (1000 μ capacitance discharge).
- A group of passive normally open contact.
- Alarm Density: Level 1 3080ppm (14% LEL)
Level 2 4400ppm (20% LEL)
- Power Supply LED: Green constantly lit in operation.
- Alarm LED: Red, flashes per 4s-5s in polling.
- Flashing frequency is about 1Hz in level 1 and about 3Hz in level 2.
- Fault LED: Yellow, constantly lit when in fault.
- Programming Mode: Electronic programming within 1-242.
- Life of Sensor: 3 to 5 years from date manufacture
- Operating Environment: Temperature: 0°C~ +50 °C
- Relative Humidity \leq 95%, no condensation
- Dimension: 176mm \times 80mm \times 45mm
- Material and Color of Enclosure: ABS, ivory white
- Signal two-wire, non-polarized.
- Weight: 230g
- Mounting Hole Distance: 156m

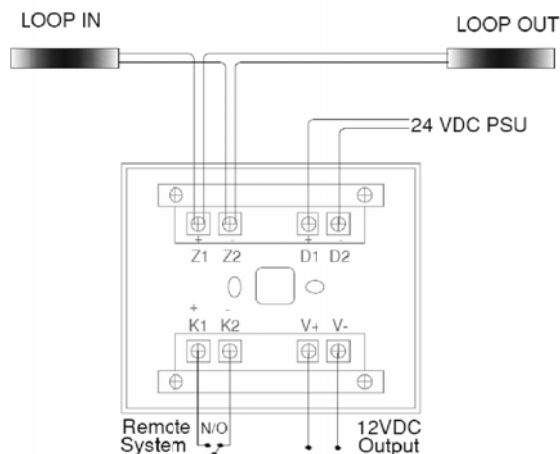
Mounting Gas Detector

The installation of gas detector should comply with all local codes and / or NFPA 72 National Fire Alarm Code, NFPA 70 National Electrical Code. Designed to install onto standard conduit electrical box (70mmx70mm). Recommended location of the detector is show below.



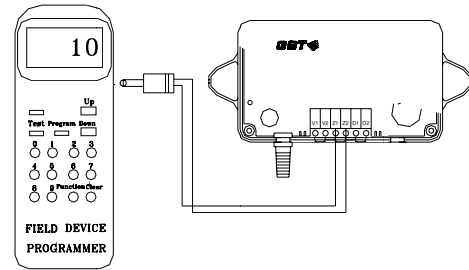
Wiring and Connection

Connect the wires to the required terminal according to the wiring diagram. D1, D2: To power bus, non-polarized. Z1, Z2: To signal bus, non-polarized. V1, V2: To pipe pulse solenoid valve, when the detector alarms, there is a forward 12V pulse between V2 and V1 (V2 is + and V1 is -), K1K2: Normally open dry contact output.



Programming

The address gas detector can be programmed using GST handhold programmer (P-9910B), purchased separately. Connect the two wires of the handheld programmer to terminals Z1 and Z2 of the detector.



FIELD DEVICE PROGRAMMER

Selection of Compatible Control Panel

Compatible with all GST Conventional Control Panels.

Ordering Information



Part Number: I-9602LW/LPG
Description: Addressable LPG Gas Detector
Pack Qty. per Box: 100



Part Number: I-9602LW/NG
Description: Addressable Natural Gas Detector
Pack Qty. per Box: 100



Part Number: I-9602LW/CG
Description: Addressable Coal Gas Detector
Pack Qty. per Box: 100

MANUFACTURED IN ACCORDANCE WITH

